



Getting started

Enjoy digital books, audiobooks, magazines, and more from your library.

1

Install Libby for Android, iOS, or Fire tablets from overdrive.com/apps/libby. Or, visit libbyapp.com in your Chrome, Firefox, Safari, or Edge browser.


2

In Libby, follow the prompts to find your library and sign in with a valid library card.

3

Browse your library's collection and borrow a book or audiobook or open a magazine.


4

Visit your **Shelf**  to find your borrowed titles and the Magazine Rack.

On your **Shelf** you can:

- Tap **Open In Libby** or **Open Audiobook** to start reading or listening in the app.
- Tap **Manage Loan** to see options like **Renew Loan** and **Return Early**.
- Tap a magazine's cover on the Magazine Rack to start reading.

Happy reading!

Libby is made possible by your local library and built with  by OverDrive.
For more help with Libby, visit help.libbyapp.com.



Getting started

Enjoy digital books, audiobooks, magazines, and more from your library.

1

Install Libby for Android, iOS, or Fire tablets from overdrive.com/apps/libby. Or, visit libbyapp.com in your Chrome, Firefox, Safari, or Edge browser.


2

In Libby, follow the prompts to find your library and sign in with a valid library card.

3

Browse your library's collection and borrow a book or audiobook or open a magazine.


4

Visit your **Shelf**  to find your borrowed titles and the Magazine Rack.

On your **Shelf** you can:

- Tap **Open In Libby** or **Open Audiobook** to start reading or listening in the app.
- Tap **Manage Loan** to see options like **Renew Loan** and **Return Early**.
- Tap a magazine's cover on the Magazine Rack to start reading.

Happy reading!

Libby is made possible by your local library and built with  by OverDrive.
For more help with Libby, visit help.libbyapp.com.