



Getting started with audiobooks

Borrow and listen to digital audiobooks from your library using Libby.

1

Install Libby for Android, iOS, or Fire tablets from overdrive.com/apps/libby. Or, visit libbyapp.com in your Chrome, Firefox, Safari, or Edge browser.


2

In Libby, follow the prompts to find your library and sign in with a valid library card.

3

Browse your library's collection and borrow an audiobook.


4

Visit your **Shelf**  to find your borrowed audiobooks. In the mobile app, borrowed titles are automatically downloaded when you're on Wi-Fi, so you can listen while you're offline.

On your **Shelf** you can:

- Tap **Open Audiobook** to start listening in the app.
- Tap **Manage Loan** to see options like **Renew Loan** and **Return Early**.

Happy listening!

Libby is made possible by your local library and built with  by OverDrive.
For more help with Libby, visit help.libbyapp.com.



Getting started with audiobooks

Borrow and listen to digital audiobooks from your library using Libby.

1

Install Libby for Android, iOS, or Fire tablets from overdrive.com/apps/libby. Or, visit libbyapp.com in your Chrome, Firefox, Safari, or Edge browser.


2

In Libby, follow the prompts to find your library and sign in with a valid library card.

3

Browse your library's collection and borrow an audiobook.


4

Visit your **Shelf**  to find your borrowed audiobooks. In the mobile app, borrowed titles are automatically downloaded when you're on Wi-Fi, so you can listen while you're offline.

On your **Shelf** you can:

- Tap **Open Audiobook** to start listening in the app.
- Tap **Manage Loan** to see options like **Renew Loan** and **Return Early**.

Happy listening!

Libby is made possible by your local library and built with  by OverDrive.
For more help with Libby, visit help.libbyapp.com.