



Libby.

Getting started with magazines

Enjoy digital magazines from your library using Libby.

1

Install Libby for Android, iOS, or Fire tablets from overdrive.com/apps/libby. Or, visit libbyapp.com in your Chrome, Firefox, Safari, or Edge browser.


2

In Libby, follow the prompts to find your library and sign in with a valid library card.


3


Browse your library's collection. When you find a magazine that interests you, tap **Open Magazine** to start reading right away. When you close the magazine, you'll have the options keep the issue on the Magazine Rack or **Subscribe** to the magazine.

4

You'll find your magazine subscriptions and kept issues on the Magazine Rack on your **Shelf** . To save space on your device, magazines don't automatically download, but you can manually download individual issues.

On your **Shelf** you can:

- Tap a magazine's cover on the Magazine Rack to start reading.
- Tap  next to a magazine's name to see options like **Unsubscribe** and **Keep For Another 7 Days**.

Libby is made possible by your local library and built with  by OverDrive.
For more help with Libby, visit help.libbyapp.com.