

Read ebooks
from our library
on Kindle!



Libby.

The Library reading app

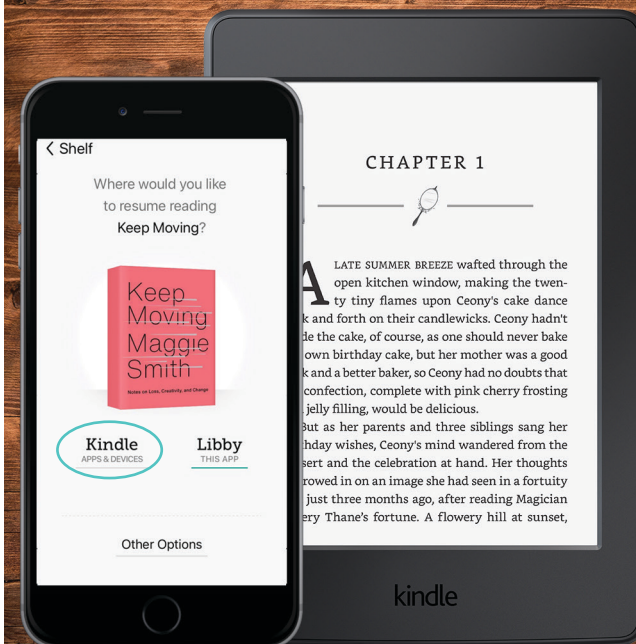
Read ebooks
from our library
on Kindle!



Libby.

The Library reading app

Read ebooks
from our library
on Kindle!




Libby.

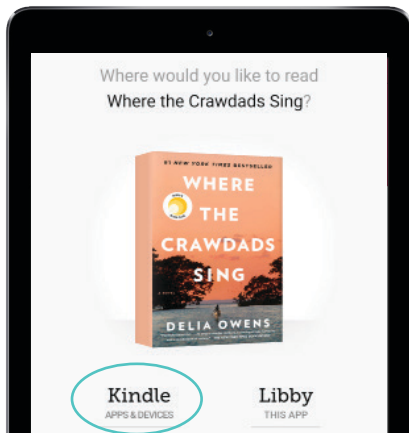
The Library reading app



Reading with Kindle


You can read most borrowed ebooks with Kindle (available in the U.S. only). To send a book to Kindle and read it there:

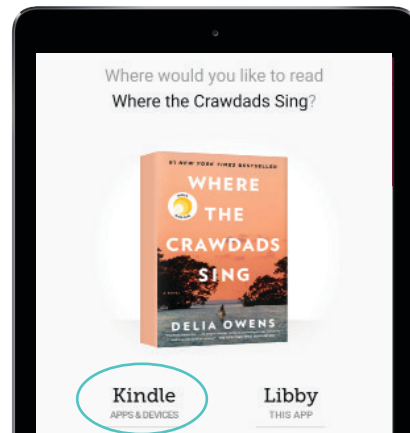
1. Tap 
2. Tap loans at the top of the screen.
3. Tap Read With...
4. Tap Kindle.
5. You'll be taken to Amazon's website to finish getting the book.
 - If you're signed into your Amazon account, verify the "Deliver to:" device and tap Get Library Book.
 - If you're not signed into your Amazon account, tap Get Library Book, and sign in.



Reading with Kindle


You can read most borrowed ebooks with Kindle (available in the U.S. only). To send a book to Kindle and read it there:

1. Tap 
2. Tap loans at the top of the screen.
3. Tap Read With...
4. Tap Kindle.
5. You'll be taken to Amazon's website to finish getting the book.
 - If you're signed into your Amazon account, verify the "Deliver to:" device and tap Get Library Book.
 - If you're not signed into your Amazon account, tap Get Library Book, and sign in.



Reading with Kindle

You can read most borrowed ebooks with Kindle (available in the U.S. only). To send a book to Kindle and read it there:

1. Tap 
2. Tap loans at the top of the screen.
3. Tap Read With...
4. Tap Kindle.
5. You'll be taken to Amazon's website to finish getting the book.
 - If you're signed into your Amazon account, verify the "Deliver to:" device and tap Get Library Book.
 - If you're not signed into your Amazon account, tap Get Library Book, and sign in.

