

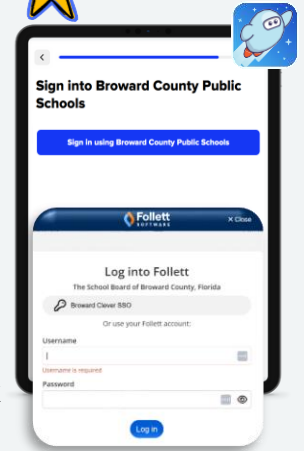


Sign into the Broward County Public Schools digital library

1. Go to <https://soraapp.com/library/browardfl>
Or download the **Sora app** and use **setup code: browardfl**






2. Select **Sign in using Broward Clever SSO**.






Now that you've signed in, go to the **Explore** page to find a book to read. Click or tap **Borrow** for a book to begin reading!

What's in Sora?

-  Ebooks
-  Audiobooks
-  And more!



What can I do in Sora?


-  Read anytime, at school or home
-  Set a reading goal and track progress
-  Add notes & highlights while you read



Add the Broward County Library System

Add the public library to access even more digital books!

1. Select  to open the **Main Menu**.
2. Click or tap 
3. Search for *Orange County Library System*.
4. Select **Broward County Library System** from the list to add it to Sora.
5. When you find a book, you'd like to read, click or tap to **Borrow** or **Place hold**.
6. Click or tap **Sign in Broward Clever SSO**:



Want to learn more?

Visit [Sora Help](#) for step-by-step instructions!



Age-Appropriate Access

Sora shows students only the books that are right for their grade level!