


Accessibility Options

Learn how your digital library is accessible to users with disabilities.

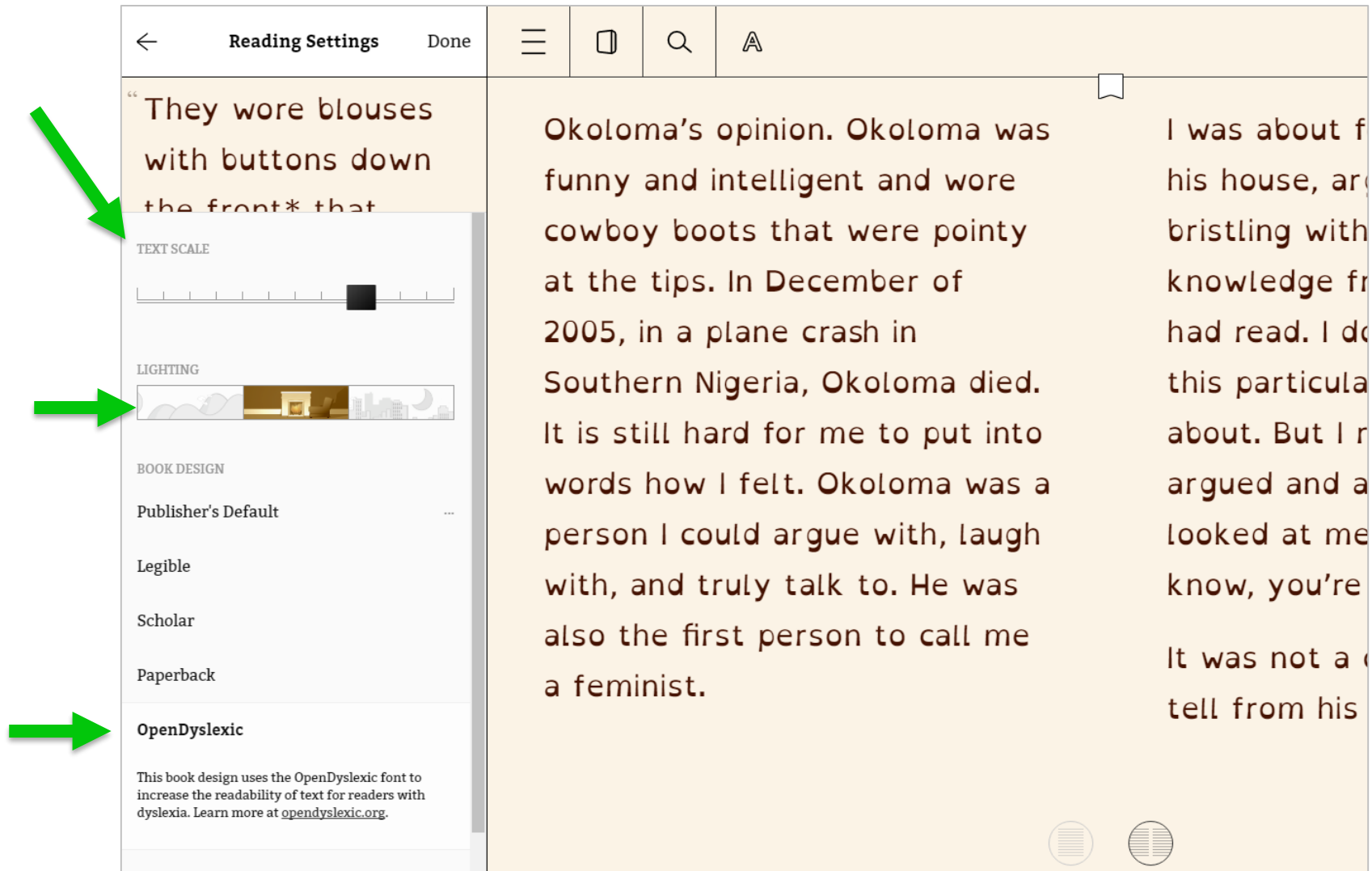


Agenda

1. Reading accessibility features
2. Digital library navigation
3. Screen readers
4. What you can do

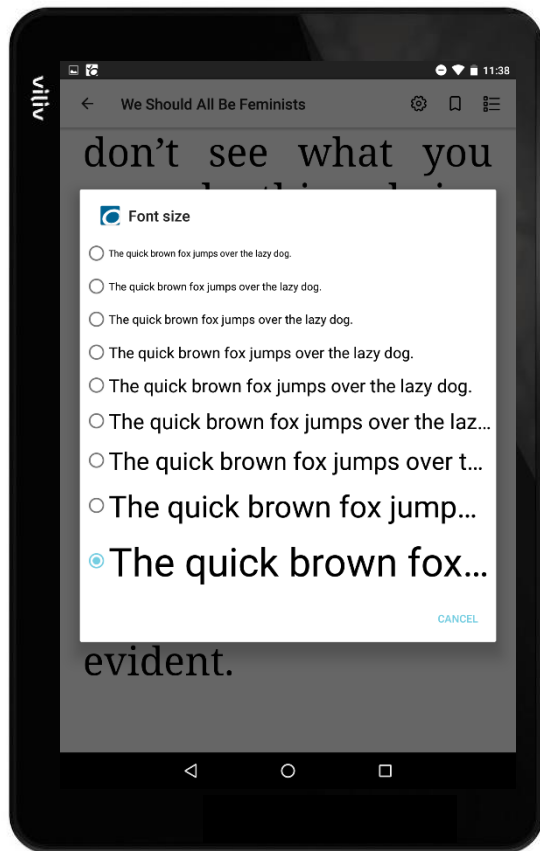


Reading settings in OverDrive Read

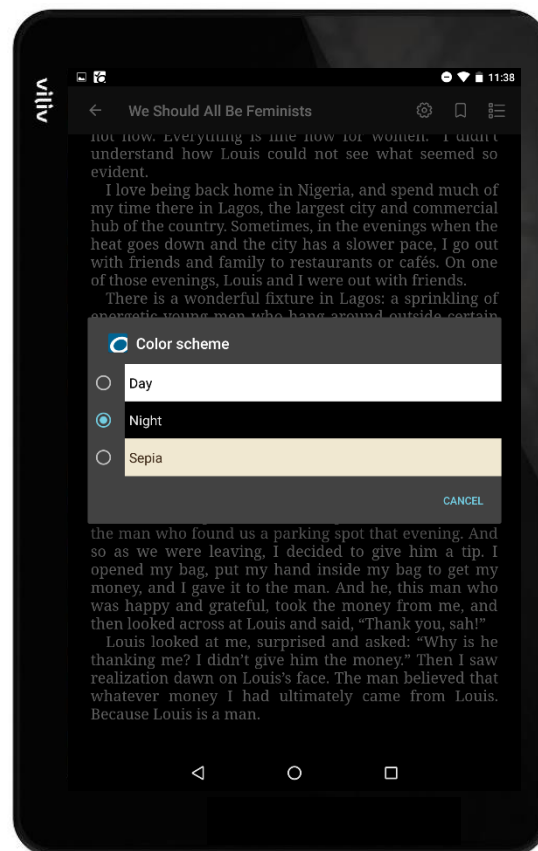


Reading settings in the app

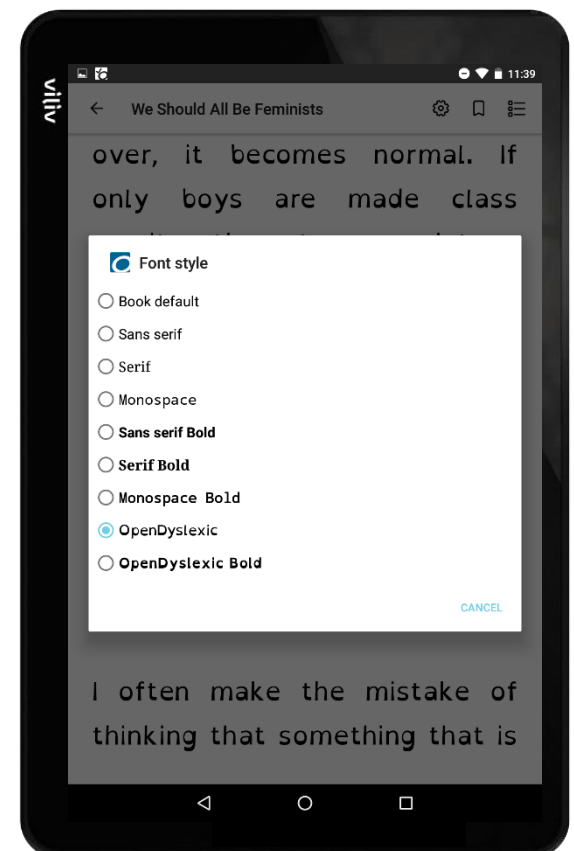
Adjust the font size, font style, or color scheme to make text easier to read.



Font size



Color scheme



Dyslexic font

Digital library display options

Select **My Account**, then select **Settings** to adjust your digital library website.

DISPLAY OPTIONS

High contrast
Turn on high-contrast mode for this website.

☒

Dyslexic font
Turn on dyslexic font for this website.

☐

The site will automatically update when you select a display option.

DISPLAY OPTIONS

High contrast
Turn on high-contrast mode for this website.

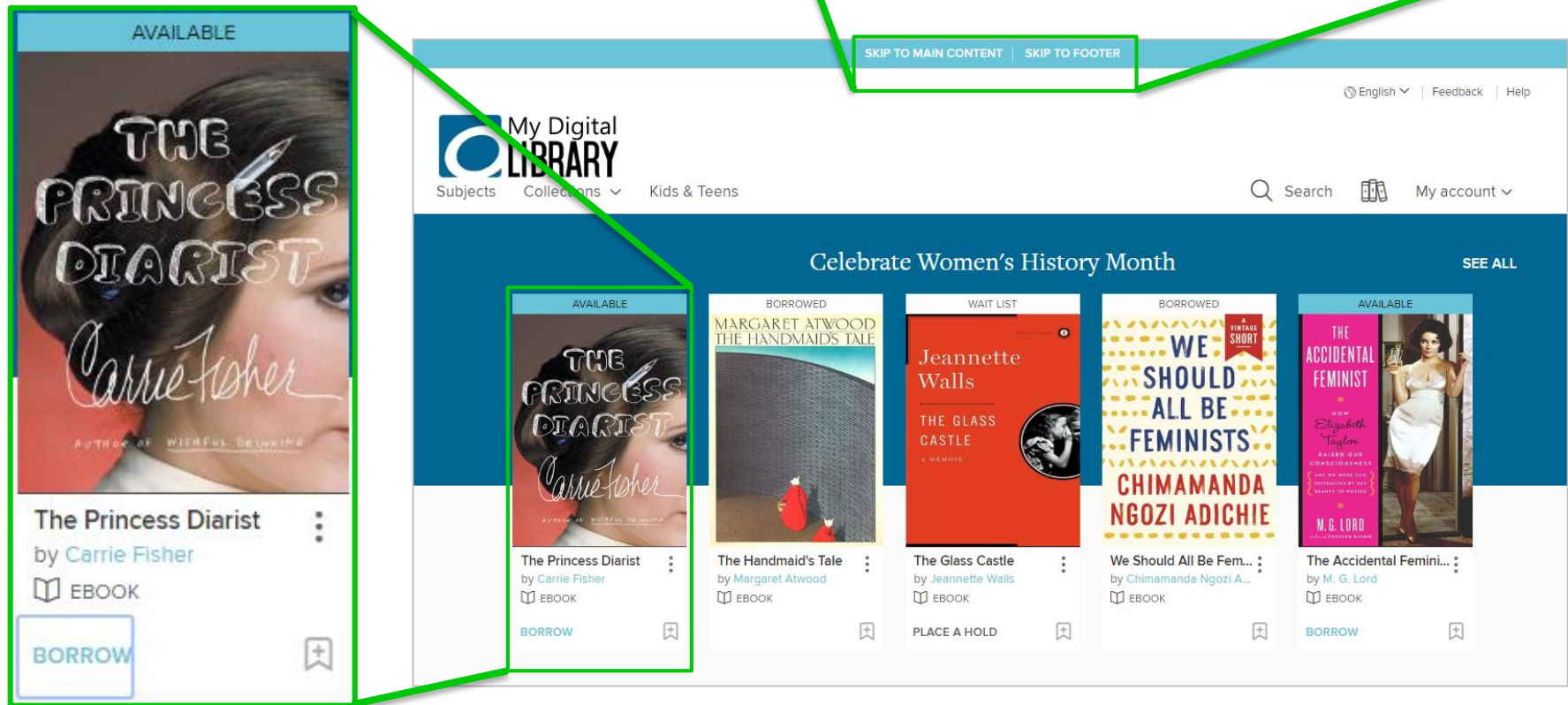
☒

Dyslexic font
Turn on dyslexic font for this website.

☐

Navigating your digital library

- Users who rely on a keyboard can also use the tab key to navigate the website.
- Skip links allow users to skip past the header to the main content or footer.




Screen readers

- Screen readers are software applications that allow blind and visually impaired users to read the content on their screen.
- Users will be able to hear the text spoken or read it with a Braille display.
- Screen readers can be used to:
 - Find and borrow titles from your digital library.
 - Navigate the OverDrive app.
 - Browse and search resources on [OverDrive Help](#).
- Learn more about [how to browse your library's OverDrive website with a screen reader](#) on OverDrive Help.



Popular screen readers*

- **JAWS (Job Access with Speech)**
 - Available for Windows.
- **NVDA (NonVisual Desktop Access)**
 - Available for Windows.
- **Window-Eyes for Windows**
 - Available for Windows.
- **ZoomText**
 - Available for Windows and Mac.
- **VoiceOver for Mac and iOS**
 - Built into Mac and iOS devices.
- **Google TalkBack for Android**
 - Pre-installed on most Android devices.



What you can do

- ❑ Familiarize yourself with the reading settings in OverDrive Read.
- ❑ Practice adjusting reading settings on unique devices using the OverDrive app (iOS, Android, Windows).
- ❑ Find your account Settings and adjust your display options.
- ❑ Press the tab key when you visit the digital library from a computer.
- ❑ Offer audiobooks in the MP3 format to create the best experience for visually impaired users.
- ❑ Choose the best screen reader for your physical library.

Next steps

Learn more

- Request a custom training session.
- Visit resources.overdrive.com
 - Register for our next live webcast.
 - View our on-demand training modules.
- Visit help.overdrive.com.

Contact us

- Contact your Account or Content Specialist.
- Email training@overdrive.com.
- Follow us on social media:

